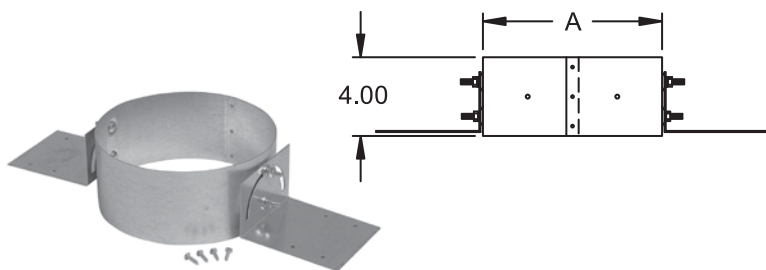



**ADJUSTABLE SUPPORT – 6" - 12" TGAS**



SIZE	6"	7"	8"	10"	12"
A	9.10	10.10	11.10	13.10	15.10

Adjustable support fits all roof pitches and requires only simple framing. Can support 30 ft. of pipe. Trim with pitched ceiling plate of correct pitch.

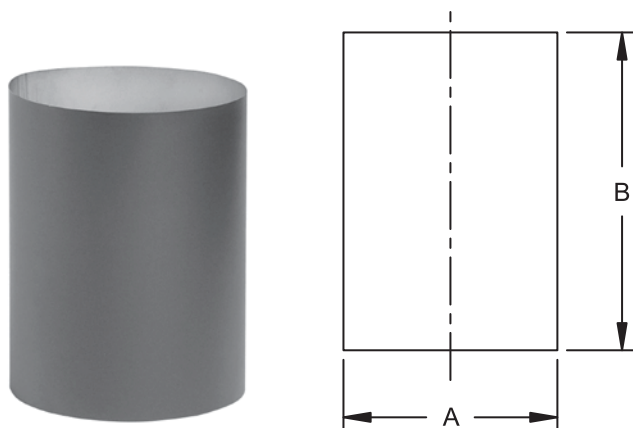
**PITCHED CEILING PLATE – 6" - 8" TGPCP**



Used when pipe is supported by the TGAS. The oval I.D. of this plate covers any gap left between the chimney pipe and the ceiling. Select the plate which corresponds with the ceiling pitch. I.D. sized to fit over trim sleeve (TGTS).

Available pitches:  
2/12; 4/12; 6/12; 8/12; & 10/12

**PAINTED TRIM SLEEVE – 6" - 8" TGTS**

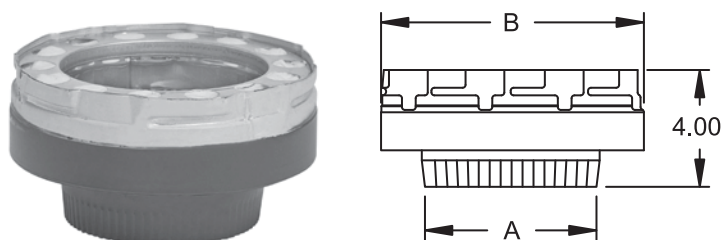


SIZE	6"	7"	8"
A	9.06	10.06	11.06
B	12.00	12.00	12.00

This cylinder slides over O.D. of TG pipe that protrudes through the wall or ceiling. It provides a uniform, finished appearance.

**SINGLE WALL ADAPTER – 6" - 8" TGPSWA (painted) & 10" - 12" TGSWA (unpainted)**

Also used as double wall black adapter.



SIZE	6"	7"	8"	10"	12"
A	6.00	7.00	8.00	10.00	12.00
B	9.00	10.00	11.00	13.00	15.00

The single wall adapter is used to provide transition from single wall pipe to Temp/Guard chimney pipe.

\*10" & 12" are unpainted.